

## Passive Infrared Wall Switch Sensors

### *Hubbell Passive Infrared Wall Switch Sensors Now Featuring Dual Circuit Capabilities*


Hubbell Dual Circuit Wall Switch Sensor is the perfect light switch replacement solution when controlling more than one load. It occupies the same space as a single gang wall switch with a depth of just over a one inch providing with one of the smallest form factors in the industry for its kind. This reduces installation costs and also provides the customer with flexibility of upgrading an existing system.

It features adjustable sensing sensitivity and independent timers settings. It is available with options for night light and neutral wire if required. It can also be wired as either bi-level or dual circuit configurations.

Hubbell offers units in both Occupancy and Vacancy only operation modes that help maximize energy savings.



- Passive infrared sensing technology
- LED/CFL lighting compatible
- No neutral required
- Tamper-resistant lens
- Shallow 1 inch depth
- cUL Listed, cULus, CEC Title 24 Compliant
- Manual adjustment time delay (30 seconds to 20 minutes)



# Passive Infrared Wall Switch Sensors

## Passive Infrared Wall Switch Sensors

120V AC Dual Circuit

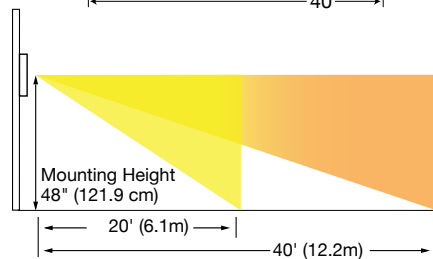
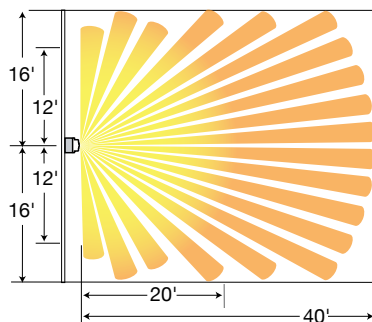
Description	Color	Standard	with Nightlight	with Neutral	with Nightlight and Neutral
Manual adjusting; auto ON operation	Gray	<b>WS1020GY</b>	<b>WS1020NGY</b>	<b>WS1024GY</b>	<b>WS1024NGY</b>
	Ivory	<b>WS1020I</b>	<b>WS1020NI</b>	<b>WS1024I</b>	<b>WS1024NI</b>
	Light Almond	<b>WS1020LA</b>	<b>WS1020NLA</b>	<b>WS1024LA</b>	<b>WS1024NLA</b>
	White	<b>WS1020W</b>	<b>WS1020NW</b>	<b>WS1024W</b>	<b>WS1024NW</b>
Manual adjusting; manual ON operation	Gray	<b>WS1021GY</b>	<b>WS1021GY</b>	<b>WS1025GY</b>	<b>WS1025NGY</b>
	Ivory	<b>WS1021I</b>	<b>WS1021I</b>	<b>WS1025I</b>	<b>WS1025NI</b>
	Light Almond	<b>WS1021LA</b>	<b>WS1021LA</b>	<b>WS10215LA</b>	<b>WS1025NLA</b>
	White	<b>WS1021W</b>	<b>WS1021W</b>	<b>WS1025W</b>	<b>WS1025NW</b>



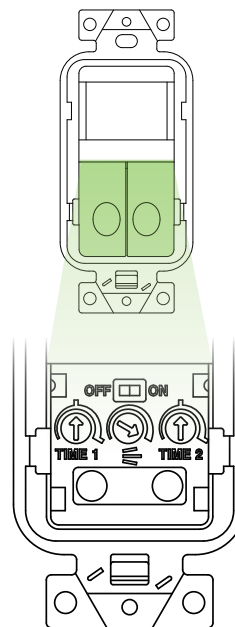
## Specifications

Timer Time-outs	Manual 30 seconds to 20 minutes
Controls	Front Press Switch: ON/OFF; Service switch: OFF (service), ON (normal operation)
Sensing Indicator	Passive Infrared: Red LED
Electrical Ratings	120V AC, 60Hz; Load Capacity 0 to 500 watts (120V Ballast LED driver and Incandescent/CFL/LED)
Operating Environment	32°F to 122°F (0°C to 50°C) with rate of change not exceeding 20°F (11°C) per hour; 20% to 90% non-condensing relative humidity
Storage	-40°F to 150°F (-40°C to 65°C); 20% to 90% non condensing relative humidity
Construction	Casing: Flame retardant UL 94 V-0 ABS with impact-resistant polyethylene lens
Mounting Height	42 to 54 inches above floor
Certifications	UL Listed, cULus Certified
Warranty	Five-year limited

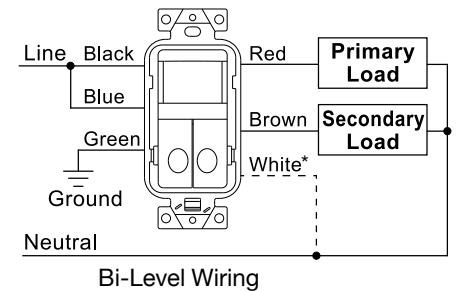
## Range and Diagrams



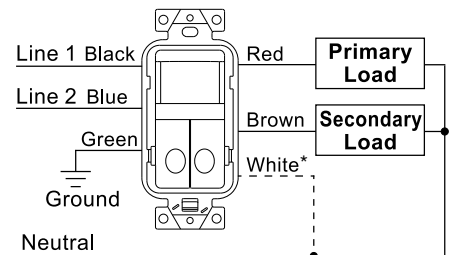
**Minor Motion:** ■ Ultrasonic ■ PIR  
**Major Motion:** ■ Ultrasonic ■ PIR



Opened Cover View



Bi-Level Wiring



Dual Circuit Wiring

\* White Wire is used for Sensors with with Neutral only.